

## the matchup

### CAROLINA OFFENSE vs. MISSOURI DEFENSE

There's been a lot of talk this week about the Gamecocks emphasizing the ground game more against Missouri. Understandable, since USC will want to keep the high powered Tigers' passing attack off the field as much as possible. The best opportunities for Carolina though are probably through the passing game. Missouri has a secondary that starts three first time starters this week with safety Cam Hilton out the first half due to a targeting penalty. The DBs were torched several times by Missouri State in week one and there are a lot of question marks at the corner spots. The Tigers did tighten things up after the first half and head coach Barry Odom was a long-time respected defensive coordinator who is likely to make other improvements in between week one and week two. Overall though there's no one who looks like they can handle Deebo Samuel or Hayden Hurst and too much attention paid to either of these should open up opportunities for Bryan Edwards and speedy freshman Shi Smith, who came up with two third-down conversion catches in week one. Jake Bentley needs to continue to improve his consistency and overall accuracy but Bentley has shown a knack for the big play that should result in scores against Missouri.

The Tigers' defense does feature several players - DE Marcell Frazier, DT Terry Beckner and MLB Cale Garrett - who received pre-season honors from the league's coaches (all were second team All-SEC). I would have expected Missouri to be more stout against the run this year than what they showed in their opener, but if they can't fix their issues it could be another big game for USC running back Rico Dowdle (27 carries, 149 yards and TDs both rushing and receiving last year against Mizzou). Gamecock fans should also get to see more of touted UNC transfer Ty'Son Williams in week two. I expect a much better performance from Missouri's defense this week against the run.

### MISSOURI OFFENSE vs. CAROLINA DEFENSE

Drew Lock clearly is one of the most talented passers in the SEC and he has a stable of greyhound wide receivers that will be more of a challenge than what the Gamecocks faced in their opener with N.C. State. Much like with the Wolfpack's Ryan Finley, Lock is not normally sacked often - only on 2% of his attempt last year and sacked just once in the opener. Carolina did surprisingly well getting pressure on Finley, registering four sacks in week one and faces a similar line this week. Right tackle Paul Adams and left guard Kevin Pendleton are the most proven quantities but redshirt freshman Trystan Castillo has been good enough at center to take the job from last year's starter Samson Bailey (now Adams' backup). With Lock's ability to get rid of the ball quickly this could be a good week to take advantage of the ball skills of Carolina linebacker Skai Moore, who has picked 11 passes in his career. If Moore could help take away the underneath and help USC with Missouri's trio of tight ends that would help take away some of Lock's options. Those three tight ends - senior Jason Reese, freshman Albert Okwuegbunam and junior Kendall Blanton - all have good size and receiving abilities and will pose much more of a challenge than the afterthought that N.C. State's tight ends were. In the secondary USC has a good DB in Rashad Fenton, a solid one in Chris Lammons and a pair of up and down players in JaMarcus King and D.J. Smith. Freshman Jamyest Williams showed promise last week that he could match his lofty high school recruiting rankings. Last year Carolina had a 57% success rate against Missouri's passing attack and gave up just one play over 16 yards. I don't expect a repeat, but anything close would like result in a Gamecock win.

The Tigers definitely present a set of targets worth being concerned about. J'Mon Moore (6-3, 205) is one of the best in the SEC and Johnathan Johnson and Dimetrios Mason are pretty good options at the other receiver spots. The three tight ends will definitely be a challenge against a USC secondary that has had problems with good receiving tight ends over the last couple of years.

A couple of years ago Missouri had as bad a rushing attack as I'd seen in the SEC. They have made progress since and sophomore Damarea Crockett had a huge game in week one with an 83 percent success rate and four rushes (22%) of over twelve yards. Some of that can be credited to poor tackling by Missouri State and a size and skill difference, but he is still good enough that USC can't completely sell out on the pass every down. Watching the game live last week it felt like USC had a solid day against the run but the numbers only show a 43% success rate against a Wolfpack team that isn't a strong rushing team. Ends Dante Sawyer, D.J. Wonnum and Keir Thomas all made plays last week, including Sawyer's two forced fumbles. They will need to contain the edges on running plays and find a way to get pressure on Lock, even if it doesn't result in sacks. Middle linebacker T.J. Brunson totaled 16 tackles last week (2 on special teams) and will be a key in ensuring USC stops the Tigers' run game and forces them to become one-dimensional.

### SPECIAL TEAMS

Hard to come up with a season opening play better than Deebo Samuel's 97 yard kickoff return for a touchdown last week for the Gamecocks. N.C. State spent the rest of the game kicking away from Samuel, but A.J. Turner is dangerous at the other return spot as well. Punt return was a very sore spot last year for Carolina and a poor decision by Chris Lammons last week left them pinned in at their own three on a key possession in the second half. I expect to see a better outing by Lammons, who did have a 26-yard return that might have gone all the way had his feet not slipped out from under him on a cut. Kicker Alexander Woznick, kickoff man Parker White, punter Joseph Charlton and deep snapper Ben Asbury were all solid in their first games as USC had to a wholesale replacement of graduated specialists. White especially did well, with three of his five kickoffs going for touchbacks. Charlton was inconsistent in spots but showed the leg to be able to drive teams deep from well out.

Corey Fatony has been a solid punter for the Tigers for the last couple of years. Kicker Tucker McCann was shaky at times in 2016 but got off to a good start last week, though he did miss an extra point. Wide receiver Dimetrios Mason is an effective kickoff returner, getting the ball out beyond the 25 on each of his four kickoff returns last week.

## series history

The Gamecocks have matched up with Missouri seven times over the last 38 years, with the first two meetings coming in bowl games. In 1979 Carolina was ranked 16<sup>th</sup> in the nation, celebrating its first ever eight win season, having closed out the year with back to back wins over Wake Forest and Clemson. USC was led by a standout backfield of tailbacks George Rogers (1681 yards rushing) and Spencer Clark (606) along with fullback Steve Dorsey (345), while Missouri, then playing in the Big Eight, finished the year at 6-5. The record was a little deceiving as the Tigers lost to three top ten teams during the regular season, including a 3-point loss to then #2 Nebraska and two point loss to #7 Oklahoma, along with a one point heartbreaker to Oklahoma State. Terrible weather greeted both teams in Birmingham for this Hall of Fame Bowl matchup and Carolina would fall 24-14. Despite 138 yards from George Rogers the USC offense performed uncharacteristically, giving up six sacks while Garry Harper threw his first interception in nine games. Missouri, led by future MLB star Phil Bradley and Tampa Bay Buccaneers RB James Wilder, bounced back from an early 6-0 deficit to score 17 unanswered points in the second quarter. The Gamecocks would get as close as 17-14 after an 11-yard touchdown run by Harper, but an interception by Tiger LB Eric Berg set up a final Missouri touchdown and closed the door on USC.

Similar heartbreak awaited the Gamecocks in 2005 when the two teams matched up in Shreveport, Louisiana. The Gamecocks raced out to a 21-0 first quarter lead as Blake Mitchell hit Sidney Rice and Carson Askins with touchdown passes and Mike Davis rushed for another. Carolina was close to really putting things away when the Tigers' Marcus King intercepted a pass at the Missouri one and returned it 99 yards for a touchdown. USC still seemed in command at the half, up 28-14, but Tiger QB Brad Smith went on a tear in the second half, rushing for a 31-yard touchdown to make it 28-21 in the third quarter, then adding a 4-yard TD run to tie the game in the fourth. Missouri then took the lead 31-28 on a long field goal, but the Gamecocks rallied to tie it on a 30-yard field goal by Josh Brown with 4:16 remaining. The Tigers had one drive left in them though, and Smith scored a third rushing touchdown with just 2:13 left in the game for the game winner. Missouri joined the SEC for the 2012 football season and their first conference game against Carolina was a fun one, as the Gamecocks hosted and sprinted out to a 21-3 lead behind two rushing touchdowns from Marcus Lattimore and a 23-yard pass from Connor Shaw to Ace Sanders. Shaw would add a second scoring pass (to Rory Anderson) as the Gamecocks cruised to a 31-10 win. Linebackers Quin Smith, Devonte Holloman, Shaq Wilson and Reginald Bowens combined for 30 tackles in holding the Tigers to just 109 rushing yards and 146 passing.

In 2013 Carolina traveled to Missouri and fell behind 17-0 and trailed by that score at the end of the third quarter. An injured Connor Shaw came off the bench and rallied the Gamecocks, throwing touchdown passes to Bruce Ellington and Nick Jones and driving for a 20-yard field goal by Elliott Fry. The game would go into overtime, with the Tigers scoring first on a 1-yard run by Marcus Murphy. Things looked bleak for USC as they faced a 4<sup>th</sup> and goal from the 15 on their possession, but Shaw found Ellington in the right corner of the end zone for the tying score. On the teams' next possession Fry would nail a 40-yard field goal while the Tigers missed their three pointer, ending the game with a 27-24 Carolina win. USC would lose the next two games, as they squandered a two touchdown lead in the final seven minutes of the 2014 contest and struggled in 2015 as true freshman QB Lorenzo Nunez threw three interceptions in a 24-10 loss. Last year's contest saw true freshman Jake Bentley improve his record as a starter to 3-0, going 22 of 28 for 254 yards and two scores. Classmate Rico Dowdle rushed for 149 yards on 27 carries and had a 20-yard touchdown run and 17-yard touchdown reception that he caught after it bounced off the helmet of Tiger linebacker Eric Beisel. Rashad Fenton and Chris Moody had interceptions on defense as USC won 31-21.

### SOUTH CAROLINA GAMECOCKS DEFENSE

3	CHRIS LAMMONS, S/CB	23	Korey Banks, CB	50	Griffin Gentry, DE	Pass SR
4	B. ALLEN-WILLIAMS, LB	24	D.J. SMITH, S	52	Carlton Felder, DE	50
5	Keir Thomas, DT/DE	26	Jaylin Dickerson, S	53	Mitch Langford, LB	Pass BP
6	T.J. BRUNSON, LB	28	Tayvyn Jackson, CB	54	Davonne Bowen, LB	7
7	JAMARCUS KING, CB	29	Antoine Wilder, LB	57	Jazuun Outlaw, DE	Run SR
8	D.J. WONNUM, DE	30	Damani Staley, LB	58	Cole Davis, LB	43
9	Keisean Nixon, S	31	Chris Smith, CB	59	Alex DeLoach, LB	Run BP
10	SKAI MOORE, LB	32	Brett Shore, LB	61	Javion Duncan, DE	7
11	Eldridge Thompson, LB	33	Zay Brown, S	90	TAYLOR STALLWORTH, DT	Red Zone SR
12	Kaleb Chalmers, CB	34	Scott Grant, S	91	Shameik Blackshear, DE	47
15	Aaron Sterling, DE	35	Daniel Fennell, DE	93	ULRIC JONES, DT	
16	RASHAD FENTON, CB	36	Sean McGonigal, LB	94	M.J. Webb, DT	
17	Javon Charleston, S	39	Demetrius Smalls, CB	95	DANTE SAWYER, DE	
19	Brad Johnson, DE	40	Jason Senn, S	96	Aaron Thompson, DT	
21	Jamyest Williams, CB	44	Sherrod Greene, LB	97	Kobe Smith, DT	
22	Steven Montac, S	47	Jaylin Foster, CB	99	Javon Kinlaw, DT	

### MISSOURI TIGERS OFFENSE

2	Micah Wilson, QB	22	Dawson Downing, RB	70	Yasir Durant, LT	Pass SR
3	DREW LOCK, QB	24	Cameren Rivers, WR	71	KEVIN PENDLETON, LG	57
4	Isaiah Miller, RB	28	Steven Spadarotto, WR	72	Kyle Mitchell, OL	Pass BP
5	Taylor Powell, QB	29	Nate Strong, RB	75	TRE'VOUR SIMMS, RG	40
6	J'MON MOORE, WR	30	Barrett Banister, WR	76	TYLER HOWELL, LT	Run SR
7	Nate Brown, WR	34	Larry Rountree III, RB	77	Paul Adams, OL	73
8	Justin Smith, WR	36	Daniel Ellinger, WR	78	Pompey Coleman, OL	Run BP
9	DIMETRIOS MASON, WR	43	Jerney Jones, RB	79	Larry Borom, OL	15
9	Hayden Rymer, QB	45	Ezra Vaoifi, RB	77	PAUL ADAMS, RT	Red Zone SR
10	JASON REESE, TE	50	Hyrin Morrison-White, OL	78	Pompey Coleman, OL	42
11	Kendall Blanton, TE	55	TRYSTAN CASTILLO, C	79	Larry Borom, OL	
12	JOHNATHON JOHNSON, WR	56	Samson Bailey, RT	80	Carson McCarty, WR	
14	Ray Wingo, WR	57	Alec Abeln, OL	81	Albert Okwuegbunam, TE	
16	DAMAREA CROCKETT, RB	59	Case Cook, OL	82	Kentrell Barber, WR	
17	Richaud Floyd, WR	62	Thomas Grossman, OL	84	Emanuel Hall, WR	
18	Dominic Collins, WR	66	Adam Ploudre, LG	85	Adam Bax, TE	
19	Jack Lowary, QB	67	Jonah Dubinski, C	88	Logan Christopherson, TE	
21	Ish Witter, RB	69	AJ Harris, RG	89	Brendan Scales, TE	

### SOUTH CAROLINA OFFENSE

1	DEEBO SAMUEL, WR	31	Slade Carroll, RB	73	Summie Carlay, OT	Pass SR
3	K.C. Crosby, TE	32	Caleb Kinlaw, RB	74	Dennis Daley, OT	39
4	Darius Douglas, QB	34	Mon Denson, RB	75	Jordan Carty, OT	Pass BP
5	Rico Dowdle, RB	36	C.J. Freeman, RB	76	Jordan Rhodes, OT	16
6	Terry Googer, WR	39	Parker Rankin, TE	77	MALIK YOUNG, OT	Run SR
8	Randrecous Davis, WR	40	Jacob August, TE	78	ZACK BAILEY, OT	47
9	Jerad Washington, WR	41	Caleb Jenerette, TE	79	Trey Derouen, OT	Run BP
10	Jay Urich, QB	50	Sadarius Hutcherson, OG	80	Shemar Glenn, WR	6
12	Michael Scarnecchia, QB	51	CORY HELMS, OG	81	HAYDEN HURST, TE	Red Zone SR
13	Shi Smith, WR	55	Christian Pella, OG	82	Evan Hinson, TE	60
15	Drew Dinsmore, QB	60	Chandler Farrell, C	83	Chavis Dawkins, WR	
16	Bailey Hart, QB	61	Cameron Johnson, OT	84	Kyle Markway, TE	
17	Danny Gordon, QB/H	63	Blake Camper, OT	85	Devin Dingle, WR	
18	Or'Tre Smith, WR	66	Will Putnam, C	86	Chad Terrell, WR	
19	JAKE BENTLEY, QB	67	Ryan Green, OL	87	Kiel Pollard, TE	
22	Austin Connor, WR	69	D.J. Park, OG	88	Will Register, TE	
24	Garrett Frederick, WR	70	ALAN KNOTT, C	89	BRYAN EDWARDS, WR	
25	A.J. Turner, RB	71	Eric Douglas, OG			
27	Ty'son Williams, RB	72	DONNELL STANLEY, OG			

### MISSOURI TIGERS DEFENSE

1	Anthony Hines, CB	24	TEREZ HALL, WLB	53	Joe Hoy, LB	Pass SR
2	TJ Warren, LB	25	Jamal Brooks, LB	54	Joe Britton, LB	56
3	Ronnell Perkins, SS	28	LOGAN CHEADLE, CB	55	JORDAN HAROLD, DE	Pass BP
4	Brandon Lee, SLB	29	Nate Anderson, DE	58	Noah Robinson, LB	21
5	TERRY BECKNER, DT	30	Ryan Dalley, S	61	Adam Roland, DL	Run SR
6	Tavon Ross, LB	31	Finis Stribling IV, CB	72	Caleb Sampson, DL	53
7	Cam Hilton, S	32	Zion Sales, DB	78	Kobie Whiteside, NT	Run BP
8	Thomas Wilson, S	33	Jerod Alton, DB	88	Chris Williams, DL	9
10	Tyree Gillespie, FS	34	Joey Burkett, WLB	90	MARKELL UTSEY, NT	Red Zone SR
11	JORDAN ULMER, FS	38	Eric Beisel, LB	91	George Jochens, LB	40
12	Dominic Nelson, S	32	Zion Sales, DB	92	Macaulay Keevins, DL	
13	Rashad Brandon, DL	33	Jerod Alton, DB	93	Tre Williams, DL	
14	Adam Sparks, CB	34	Joey Burkett, LB	94	Tyrell Jacobs, DL	
15	Grant Jones, LB	38	Eric Beisel, MLB	95	Jordan Elliott, DL	
16	MARCELL FRAZIER, DE	39	Chris Turner, DE	96	AJ Logan, DL	
17	DEMARKUS ACY, CB	40	Aubrey Miller Jr, LB	97	Akial Byers, DL	
18	Joshuah Bledsoe, S	41	Chance May, LB	99	Walter Palmore, NT	
19	Terry Petry, DB	46	Jacob Trump, LB			
20	Myles Eaddy, DL	47	CALE GARRETT, MLB			
20	KALEB PREWETT, SLB	48	Roderick Winters, LB			
21	Christian Holmes, DB	49	Alec Pierce, LB			
22	ANTHONY SHERRILLS, SS	52	Jairam Parker, LB			

**south carolina gamecocks**

Columbia, South Carolina

**QUARTERBACKS**

4	Darius Douglas	Fr	Moncks Corner, SC
10	Jay Ulrich	Fr	Greenville, SC
12	Michael Scarnecchia	Jr	Fleming Island, FL
15	Drew Dinsmore	Fr	Suwanee, GA
16	Bailey Hart	RFr	Mt. Pleasant, SC
17	Danny Gordon	Jr	Worthington, OH
19	Jake Bentley	So	Opelika, AL

**RUNNING BACKS**

5	Rico Dowdle	So	Asheville, NC
25	A.J. Turner	So	Clifton, VA
27	Ty'Son Williams	So	Sumter, SC
31	Slade Carroll	Fr	Lexington, SC
32	Caleb Kinlaw	Jr	Goose Creek, SC
34	Mon Denson	So	LaGrange, GA
36	CJ Freeman	RFr	Greensboro, NC

**WIDE RECEIVERS**

1	Deebo Samuel	Jr	Inman, SC
6	Terry Googer	Jr	Atlanta, GA
8	Dreak Davis	RFr	Atlanta, GA
9	Jerad Washington	So	Jacksonville, FL
13	Shi Smith	Fr	Union, SC
18	Or'Tre Smith	Fr	Mt. Pleasant, SC
22	Austin Conner	Fr	Irmo, SC
24	Garrett Frederick	RFr	Plano, TX
80	Shemar Glenn	So	Union, SC
83	Chavis Dawkins	So	Duncan, SC
85	Devin Dingle	So	Summerville, SC
86	Chad Terrell	Fr	Bogue Chitto, MS
89	Bryan Edwards	So	Conway, SC

**TIGHT ENDS**

3	Kevin Crosby	Jr	Bamberg, SC
39	Parker Rankin	Fr	Camden, SC
40	Jacob August	Jr	Columbia, SC
41	Caleb Jenerette	Fr	Aynor, SC
81	Hayden Hurst	Jr	Jacksonville, FL
82	Evan Hinson	RFr	Deltona, FL
84	Kyle Markway	So	St. Louis, MO
87	Kiel Pollard	So	Moultrie, GA
88	Will Register	Fr	Chapin, SC

**OFFENSIVE LINEMEN**

50	Sadarius Hutcherson (G)	RFr	Huntington, TN
51	Cory Helms (G/C)	Sr	Alpharetta, GA
55	Christian Pellage (G)	So	Brooksville, FL
60	Chandler Farrell (C)	RFr	Summerville, SC
61	Cameron Johnson (T)	RFr	Bennettsville, SC
63	Blake Camper (T)	Jr	Virginia Beach, VA
66	Will Putnam (C)	RFr	Harrisburg, NC
67	Ryan Green	So	James Island, SC
68	Nicholas Edwards	Fr	Centralia, WA
69	D.J. Park (G)	Sr	Dillon, SC
70	Alan Knott (C)	Sr	Tyrone, GA
71	Eric Douglas (G)	Fr	Charlotte, NC
72	Donnell Stanley (G)	Jr	Floydale, SC
73	Summie Carlay (T)	Fr	Laurens, SC
74	Dennis Daley (T)	Jr	Columbia, SC
75	Jordon Carty (T)	Fr	Lauderdale Lakes, FL
76	Jordan Rhodes (T)	Fr	Fairburn, GA
77	Malik Young (T)	Jr	Pelzer, SC
78	Zack Bailey (G)	Jr	Summerville, SC
79	Trey Derouen (G)	So	Lilburn, GA

**DEFENSIVE LINEMEN**

5	Keir Thomas (T)	So	Miami, FL
8	D.J. Wonnum (E)	So	Stone Mountain, GA
15	Aaron Sterling (E)	Fr	Atlanta, GA
19	Brad Johnson (E)	Fr	Pendleton, SC
35	Daniel Fennell (E)	So	Loganville, GA
50	Griffin Gentry (E)	RFr	Birmingham, AL
52	Carlton Felder (E)	Fr	Columbia, SC
57	Jazuun Outlaw (E)	RFr	Dillon, SC
61	Javion Duncan (E)	So	Simpsonville, SC
90	Taylor Stallworth (T)	Sr	Mobile, AL
91	Shameik Blackshear (E)	So	Bluffton, SC
92	D.J. Wonnum (E)	Fr	Stone Mountain, GA
93	Ulric Jones (T)	Sr	Oxford, AL
94	M.J. Webb (T)	Fr	Madison, GA
95	Dante Sawyer (E)	Sr	Suwanee, GA
96	Aaron Thompson (T/E)	RFr	Fort Lauderdale, FL
97	Kobe Smith (T)	So	Lawrenceville, GA

**LINEBACKERS**

4	Bryson Allen-Williams	Sr	Ellenwood, GA
6	T.J. Brunson	So	Columbia, SC
10	Skai Moore	Sr	Cooper City, FL
11	Eldridge Thompson	Jr	Houston, TX
29	Antoine Wilder	So	Atlanta, GA
30	Damari Staley	Fr	Columbia, SC
32	Brett Shore	Sr	Irmo, SC
36	Sean McGonigal	Fr	Myrtle Beach, SC
44	Sherrod Greene	Fr	Rocky Mount, NC
45	Spencer Eason-Riddle	RFr	Raleigh, NC
54	Davonne Bowen	Fr	Simpsonville, SC
58	Cole Davis	Fr	St. Johns, FL
59	Alex DeLoach	Fr	Summerville, SC

**DEFENSIVE BACKS**

3	Chris Lammons (CB)	Sr	Lauderhill, FL
7	Jamarcus King (CB)	Sr	Mobile, AL
9	Kaisean Nixon (S)	Jr	Compton, CA
12	Kaleb Chalmers	So	Greenwood, SC
16	Rashad Fenton (CB)	Jr	Miami, FL
17	Javon Charleston (S)	So	Gurnee, IL
21	Jamyest Williams (CB)	Fr	Lawrenceville, GA
22	Steven Montac (S)	Jr	Covington, GA
23	Korey Banks (CB)	So	Tyrone, GA
24	D.J. Smith (S)	Sr	Marietta, GA
26	Jaylin Dickerson (S)	Fr	Southern Pines, NC
28	Tavyn Jackson (CB)	Fr	Tallahassee, FL
31	Chris Smith (CB)	RFr	Rock Hill, SC
33	Zay Brown (S)	Fr	Athens, GA
34	Scott Grant (S)	Jr	Laurens, SC
39	Demetrius Smalls (CB)	Sr	Bluffton, SC
40	Jason Senn (S)	So	Beaufort, SC
47	Jaylin Foster (CB)	So	Duncan, SC

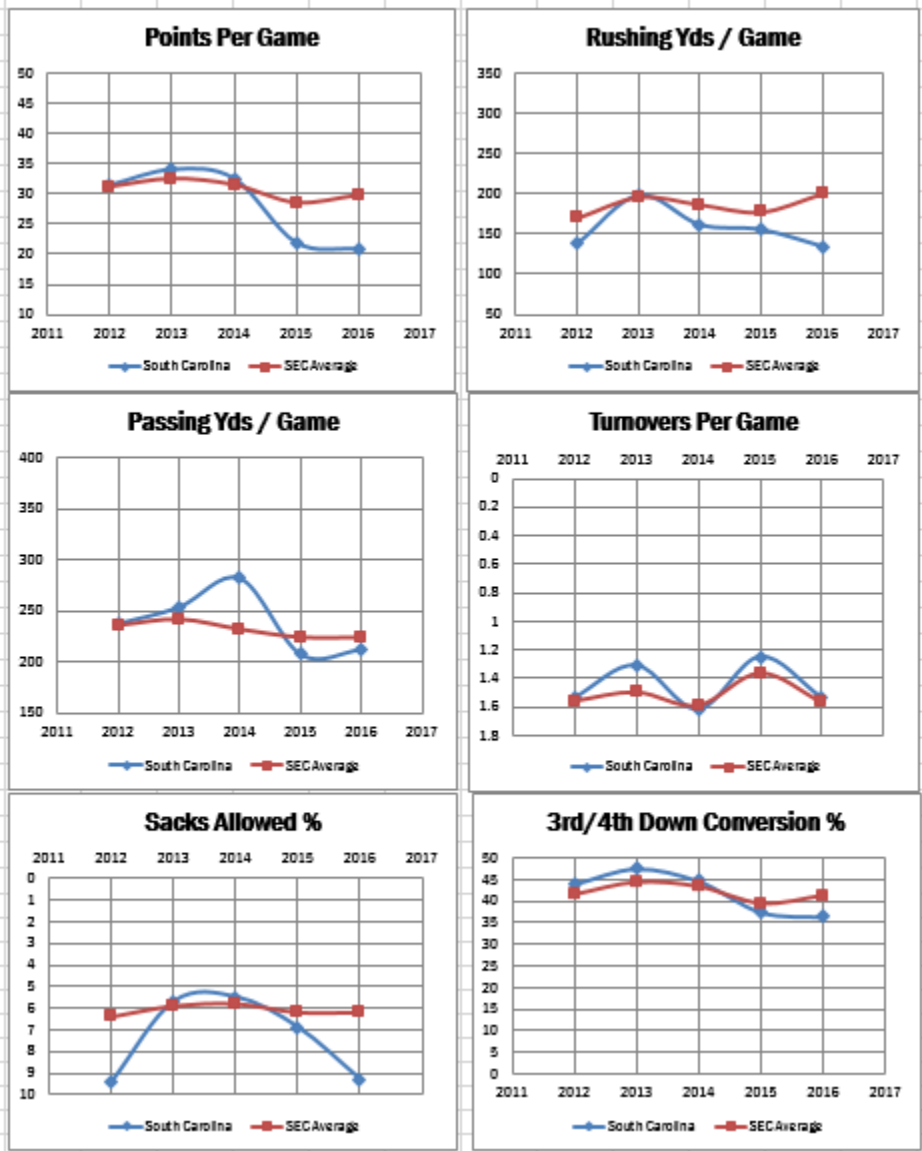
**KICKERS/PUNTERS**

20	Joseph Charlton (P)	So	Columbia, SC
42	Alexander Woznick (K)	RFr	Greenville, SC
43	Parker White (K)	Fr	Mt. Pleasant, SC
47	Austin Snow	Fr	Greenville, SC
62	Brandon Chiazzi (K)	Fr	Malvern, PA
85	Michael Almond (P)	So	North Augusta, SC

**LONG SNAPPERS**

45	Ben Asbury	Jr	Atlanta, GA
46	Harrison Freeman	RFr	Raleigh, NC
49	Matthew Smith	Fr	Roswell, GA

**gamecocks offense**



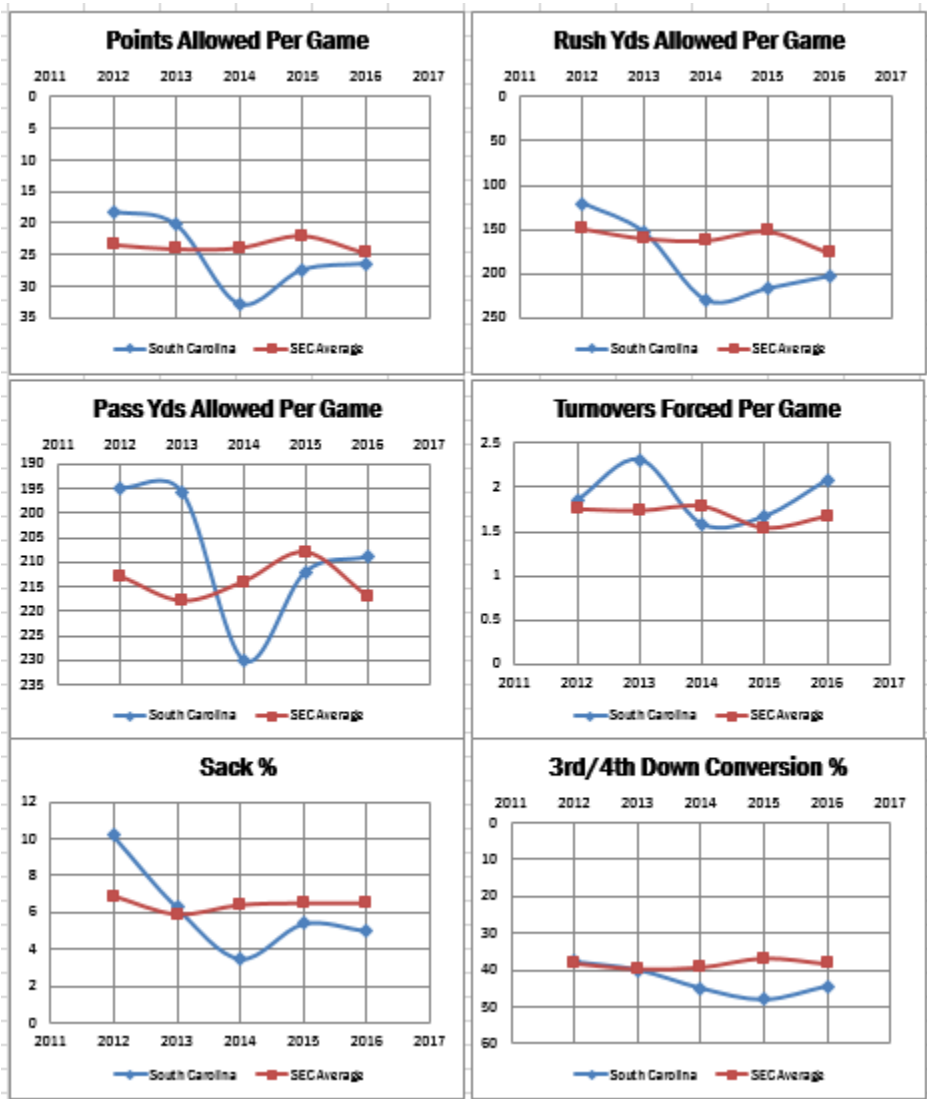
**OFFENSE - 2017 GAME BY GAME**

	1D	Rush Yds	Rush Avg	Run SR%	Run BP%	Pass Yds	Com %	YPA	Sack %	Pass SR%	Pass BP%	RZ SR%	Score%	Punt%	TO%	3&0%	3/4DC
<b>NCST</b>	12	31	1.5	47	6	215	59	7.4	9.4	39	16	60	36	43	7	29	42

**GAMECOCKS DEPTH CHART - OFFENSE**

Pos	Player	Ht	Wt	Yr	PASS / REC							RUSHING				
					ATT	COM	SR	BP	CD	FC	SK	ATT	SR	BP	CD	
<b>QUARTERBACK</b>																
19	Jake Bentley	6-3	220	SO		59	41	29	43	29	6	3	67	33	67	
12	M.Scarnecchia	6-4	209	JR												
<b>RUNNING BACK</b>					TR%	COM	SR	BP	CD	FC						
5	Rico Dowdle	5-11	220	SO	7	100	100	100	0	0		12	42	0	---	
27	Ty'Son Williams	6-0	215	SO	4	100	0	0	0	100						
25	A.J. Turner	5-10	184	SO								1	0	0	---	
<b>WIDE RECEIVER</b>																
89	Bryan Edwards	6-3	215	SO	26	71	43	20	0	40						
18	Or'Tre Smith	6-4	219	FR												
<b>WIDE RECEIVER</b>																
1	Deebo Samuel	6-0	215	JR	37	50	50	40	50	0						
6	Terry Googer	6-4	217	JR												
<b>WIDE RECEIVER</b>																
13	Shi Smith	5-10	179	FR	15	75	50	0	67	33						
<b>TIGHT END</b>																
81	Hayden Hurst	6-5	250	JR	11	33	0	0	0	100						
87	Kiel Pollard	6-0	240	SO												
<b>TIGHT END</b>																
40	Jacob August	6-6	258	JR												
3	K.C. Crosby	6-1	242	JR												
<b>LEFT TACKLE</b>					HLD	FS										
77	Malik Young	6-3	303	JR												
74	Dennis Daley	6-6	330	JR												
<b>LEFT GUARD</b>																
72	Donnell Stanley	6-4	317	JR												
50	Sadarius Hutcherson	6-4	316	RFR												
<b>CENTER</b>																
70	Alan Knott	6-4	290	SR												
60	Chandler Farrell	6-2	292	RFR												
<b>RIGHT GUARD</b>																
51	Cory Helms	6-4	309	SR												
63	Blake Camper	6-8	310	JR												
<b>RIGHT TACKLE</b>																
78	Zack Bailey	6-6	311	JR												
69	DJ Park	6-4	337	SR												

# gamecocks defense



	1D	Rush Yds	Rush Avg	Run SR%	Run BP%	Pass Yds	Com %	YPA	Sack %	Pass SR%	Pass BP%	RZ SR%	Score%	Punt%	TO%	3&O%	3/4DC
<b>NCST</b>	29	89	2.5	43	7	415	70	6.5	5.9	50	7	47	31	31	15	8	46

**GAMECOCKS DEPTH CHART - DEFENSE**

Pos	Player	Ht	Wt	Yr	IPL	CDPL	RZPL	TPL	TO	YPT	IR			
<b>DEFENSIVE END</b>														
95	Dante Sawyer	6-3	275	SR	8	3	0	10	2	-0.7	80			
5	Keir Thomas	6-2	262	SO	4	1	0	6	0	1.2	67			
<b>DEFENSIVE TACKLE</b>														
93	Ulric Jones	6-5	312	SR	3	0	0	4	0	3.3	75			
99	Javon Kinlaw	6-6	326	SO										
<b>DEFENSIVE TACKLE</b>														
90	Taylor Stallworth	6-2	305	SR	7	2	2	9	0	1.5	78			
97	Kobe Smith	6-2	286	SO	0	0	0	1	0	5.0	0			
<b>DEFENSIVE END</b>														
8	D.J. Wonnum	6-4	251	SO	5	1	0	8	0	1.6	63			
35	Daniel Fennell	6-3	244	SO	1	0	0	2	0	4.0	50			
<b>STRONG SIDE LINEBACKER</b>														
4	Bryson Allen-Williams	6-0	230	SR	3	1	2	6	1	3.8	50			
29	Antoine Wilder	5-10	190	SO										
<b>MIDDLE LINEBACKER</b>														
6	T.J. Brunson	6-1	230	SO	6	1	1	14	0	3.9	43			
44	Sherrod Greene	6-1	223	FR	2	0	0	2	0	3.0	100			
<b>WEAK SIDE LINEBACKER</b>														
10	Skai Moore	6-2	218	SR	2	0	1	9	0	4.9	22			
11	Eldridge Thompson	6-1	215	JR	1	0	0	1	0	6.0	100			
<b>CORNERBACK</b>														
7	JaMarcus King	6-2	186	SR	1	1	0	7	0	15.1	14			
3	Chris Lammons	5-10	190	SR	1	1	0	8	0	9.6	13			
<b>CORNERBACK</b>														
16	Rashad Fenton	5-10	184	JR	1	1	0	7	1	10.2	14			
21	Jamyest Williams	5-9	175	FR	0	0	0	2	0	21.0	0			
<b>SAFETY</b>														
24	D.J. Smith	5-11	198	SR	4	2	2	10	0	8.6	40			
17	Javon Charleston	6-0	189	SO										
<b>SAFETY</b>														
3	Chris Lammons	5-10	190	SR	1	1	0	8	0	9.6	13			
9	Keisean Nixon	5-10	192	JR										
<b>NICKEL BACK</b>														
21	Jamyest Williams	5-9	175	FR	0	0	0	2	0	21.0	0			
3	Chris Lammons	5-10	190	SR	1	1	0	8	0	9.6	13			



gamecocks special teams

Pos	Player	Ht	Wt	Yr	FGA	FG%	AV+	AV-	XPA	XP%	KO	AVG	NET	TB%
<b>KICKER</b>					FGA	FG%	AV+	AV-	XPA	XP%	KO	AVG	NET	TB%
42	Alexander Woznick	5-11	164	RFR	0	---	---	---	5	100				
43	Parker White	6-4	195	FR							6	65	42	67
<b>PUNTER</b>					PU	AVG	NET	IN20%	50+%	BLK				
20	Joseph Charlton	6-5	190	SO	6	47	40	0	33	0				
85	Michael Almond	6-3	229	SO										
<b>LONG SNAPPER</b>														
45	Ben Asbury	5-10	210	JR										
49	Matthew Smith	6-1	205	FR										
<b>KICKOFF RETURNS</b>					KR	SHR	BE	LONG	AVG	TD				
1	Deebo Samuel	6-0	215	JR	1	0	100	100	97.0	1				
25	A.J. Turner	5-10	184	SO	3	33	67	0	14.7	0				
<b>PUNT RETURNS</b>					PR	FC%	SHR	LONG	AVG	TD				
3	Chris Lammons	5-10	190	SR	3	0	67	33	8.7	0				

SPECIAL TEAMS COVERAGE LEADERS

#	PLAYER	KOTKL	KOSTF	PUTKL	PUSTF	FF	FR	BK	OSKR	PTS
6	T.J. Brunson	2	1	0	0	0	0	0	0	3.5
25	A.J. Turner	0	0	1	0	0	0	0	0	1.0
81	Hayden Hurst	0	0	1	0	0	0	0	0	1.0

## SCHEDULE

DATE	OPPONENT	2016	2015	2014	2013	2012	AM
9/2	NC State						
9/9	@ Missouri	+10	-14	-1	+3		-1
9/16	Kentucky	-7	-4	-7	+7	+21	+2
9/23	Louisiana Tech						
9/30	Texas A&M	-11	-7	-24			-14
10/7	Arkansas				+45	+18	+32
10/14	@ Tennessee	+3	-3	-3	-2	+3	0
10/28	Vanderbilt	+3	+9	+14	+10	+4	+8
11/4	@ Georgia	-14	-32	+3	-11	+28	-5
11/11	Florida	-13	-10	+3	+5	-33	-10
11/18	Wofford					+17	+17
11/25	Clemson	-49	-5	-18	+14	+10	-10

## RESULTS LAST FIVE YEARS

Year	W	L	Conf	W	L	Bowl
2016	6	7	SEC	3	5	Birmingham vs. S.Florida (L)
2015	3	9	SEC	1	7	
2014	7	6	SEC	3	5	Independence vs. Miami (W)
2013	11	2	SEC	6	2	Capital One vs. Wisconsin (W)
2012	11	2	SEC	6	2	Outback vs. Michigan (W)
TOT	38	26		19	21	

## COACHES

<b>Bentley, Bobby</b>	<b>Running Backs</b>	<b>Presbyterian</b>
PRES (07-08), AUB (14-15), SC (16)		
<b>Hutzler, Coleman</b>	<b>ST Coord. / LB</b>	<b>Middlebury (LB)</b>
SD (06), STAN (07-09), FL (10-11, 14), NM (12-13), BC (15), SC (16)		
<b>McClendon, Bryan</b>	<b>Co-Off Coord/WR</b>	<b>Georgia (WR)</b>
GA (07-15), SC (16)		
<b>Muschamp, Will</b>	<b>Head Coach</b>	<b>Georgia (S)</b>
AUB (95-96, 06-07, 15), WGA (98), EKY (99), VALDST(00), LSU (01-04), TX (08-10), FL (11-14), SC (16)		
<b>Peterson, Mike</b>	<b>Outside Linebackers</b>	<b>Florida (LB)</b>
FL (13-14), SC (16)		
<b>Robinson, Travaris</b>	<b>Def Coordinator / DB</b>	<b>Auburn (DB)</b>
WKY (08), USM (09), TXTC (10), FL (11-14), AUB (15), SC (16)		
<b>Roper, Kurt</b>	<b>Co-Off Coord/QB</b>	<b>Rice (QB)</b>
TN (96-98), MS (99-04), TN (06-07), DK (08-13), FL (14), SC (16)		
<b>Thompson, Lance</b>	<b>Defensive Line</b>	<b>Citadel (RB)</b>
GT (88-98, 01), AL (99-00, 07-08, 12-13), LSU (02-03), UCF (04-06), TN (09-11), AUB (14), SC (16)		
<b>Washington, Pat</b>	<b>Tight Ends</b>	<b>Auburn (QB)</b>
AUB (87-88), LA-LAF (89-91), TCU (92-93), BAY (94), TN (95-05), MSST (07-08), USM (09-11), KY (12), MO (13-15), SC (16)		
<b>Wofford, Eric</b>	<b>Offensive Line</b>	<b>Kansas State (OL)</b>
KSST (94), EMPORIA ST (95-96), S.FL (97-99), HOU (00-02), N.TX (03), AZ (04-06), IL (07-08), SC (09), YOUNGSTOWN ST (10-14)		

## 2016 STAT LEADERS

### RUSHING

R.DOWDLE	133	764	5.7	6
A.TURNER	110	489	4.4	3
D.WILLIAMS	56	239	4.3	3

### PASSING

PLAYER	ATT	%	TD	I%	YPA
J.BENTLEY	190	65.8	9	2.1	7.47
P.ORTH	90	63.3	0	2.2	7.34
B.McILWAIN	117	53.0	2	0.9	5.13

### RECEIVING

D.SAMUEL	59	793	13.4	1
H.HURST	48	615	12.8	1
B.EDWARDS	44	590	13.4	4
K.CROSBY	23	216	9.4	4
A.TURNER	21	143	6.8	1

### PUNT RETURNS

C.LAMMONS	9	7.9	0
-----------	---	-----	---

### KICKOFF RETURNS

D.SAMUEL	16	26.9	1
A.TURNER	13	24.7	0

### KICKING

PLAYER	FGA	FG%	XPA	XP%	PTS
E.FRY	17	76.5	30	100.0	81

### PUNTING

PLAYER	PU	AVG	TB%	I20%	50+%
S.KELLY	73	47.4			
M.ALMOND	2	44.0			

### KICKOFFS

PLAYER	KO	AVG	TB%	OOB%
	59	63.2	71.1	1.7

### DEFENSE

PLAYER	TKL	TFL	SK	PBU	TO
D.SMITH	79	3.0	0.0	0	3
ALLEN-WILLIAMS	74	8.5	2.0	0	4
T.HOLLOMAN	71	3.0	0.0	2	4
J.WALTON	68	6.5	1.5	1	1
D.ENGLISH	60	13.0	8.0	1	3
J.KING	57	3.0	0.0	9	5
C.LAMMONS	53	4.0	1.0	5	7
M.LEWIS	48	5.0	1.5	0	1
C.MOODY	46	0.0	0.0	0	2
U.JONES	42	0.5	0.0	2	0
T.STALLWORTH	41	3.0	1.0	3	0

gamecocks recruiting (from Rivals.com)

Year	2017 (Rank: 16)	2016 (Rank: 27)	2015 (Rank: 19)	2014 (Rank: 17)	2013 (Rank: 16)
HC	Will Muschamp	Will Muschamp	Steve Spurrier	Steve Spurrier	Steve Spurrier
RC	Will Muschamp	Will Muschamp	Steve Spurrier Jr.	Steve Spurrier Jr.	Steve Spurrier Jr.
5					
4			Qua Lewis, DE*		
6.0					
4	OR'TRE SMITH, WR	<u>JAMARCUS KING, CB*</u>	<u>ZACK BAILEY, OL</u>	<u>B.ALLEN-WILLIAMS, LB</u>	Larenz Bryant, LB
5.9	JAMY. WILLIAMS, CB		Sherrod Pittman, LB		Kelsey Griffin, DT
4	WILL REGISTER, TE	<u>JAKE BENTLEY, QB</u>	S.BLACKSHEAR, DE	KC CROSBY, TE	Pharoh Cooper, ATH
5.8	<u>SHL SMITH, WR</u>	<u>RANDR. DAVIS,WR</u>	Jalen Christian, WR	TERRY GOOGER, ATH	Connor Mitch, QB
	AARON STERLING, DT	<u>BRYAN EDWARDS, WR</u>	Octavis Johnson, DB	Wesley Green, DB	<u>SKAI MOORE, LB</u>
	CHAD TERRELI, WR	Brandon McIlwain, QB	Dexter Neal, WR	Abu Lamin, DT*	D.J. PARK, OL
	MJ WEBB, DT	KIEL POLLARD, ATH	Lorenzo Nunez, QB	<u>CHRIS LAMMONS, ATH</u>	Na'Ty Rodgers, OL
		Darius Whitfield, DT	Christian Owens, TE	<u>D.J. SMITH, DB</u>	David Williams, RB
			<u>DANTE SAWYER, DE*</u>	<u>DONNELL STANLEY, OL</u>	
			Dexter Wideman, DT		
3	DAVONNE BOWEN, LB	KEIR THOMAS, DE	MON DENSON, RB	Shaq Davidson, WR	David Johnson, LB
5.7	JORDON CARTY, OL	KOBE SMITH, DT	DANIEL FENNEL, LB	Al Harris Jr, DB	Bryce King, OL
	SHERROD GREENE, LB	Stephon Taylor, DT	CHRISTIAN PELLAGE, OL	Blake McClain, DE	Ronnie Martin, DB*
	SUMMIE CARLAY, OL		A.J. TURNER, RB	Kalan Ritchie, DE	Jamari Smith, RB
	ERIC DOUGLAS, OL		Boosie Whitlow, DE	<u>DEEBO SAMUEL, WR</u>	Gerald Turner, LB
	BRAD JOHNSON, DE			Darin Smalls, DB	Jonathan Walton, LB
	JAVON KINLAW, DT*			<u>TAY. STALLWORTH, DT</u>	Devin Washington, DE
	KEISEAN NIXON, DB*			<u>MALIK YOUNG, OL</u>	
	JAY URICH, QB				
3	KALEB CHALMERS, DB*	KOREY BANKS, WR	Toure Boyd, DB*	Joe Blue, RB	Moham. Camera, LB
5.6	DENNIS DALEY, OL*	T.J. BRUNSON, LB	BLAKE CAMPER, OL	Jhaustin Thomas, DE*	Ali Groves, ATH
	JAYLIN DICKERSON, S	A.Cooperwood, OT*	ULRIC JONES, DT*		<u>ALAN KNOTT, OL</u>
	Tyreek Johnson, DE	<u>RICO DOWDLE, RB</u>	JERAD WASHINGTON, WR		Jasper Sasser, ATH
		C.J. FREEMAN, RB			J.P. Vonashek, OL
		EVAN HINSON, TE			
		S.HUTCHERSON, OT			
		Javon Kinlaw, DE			
		AARON THOMPSON, DT			
3	ZAY BROWN, S	Robert Tucker, TE	<u>JOSEPH CHARLTON, K</u>	M.SCARNECCHIA, QB	
5.5	DAMANI STALEY, LB	DJ WONNUM, DE	TREY DEROUEN, OL		
	ELDR. THOMPSON, LB*		<u>RASHAD FENTON, DB</u>		
			Ernest Hawkins, LB*		
			Jalen Henry, LB		
			KYLE MARKWAY, TE		
			Connor Redmond, TE		
			ANTOINE WILDER, DB		
			Devante Covington, DE*		
2	JORDAN RHODES, OL	D.Champagne, WR			
5.4		WILL PUTNAM, OL			
		CHRIS SMITH, WR			
		Pika Leota, OL			
		CHAVIS DAWKINS, WR			
		GRIFFIN GENTRY, DE			
2					
5.3					
NR					

**missouri tigers**

Columbia, Missouri

**QUARTERBACKS**

2	Micah Wilson	RFr	Tulsa, OK
3	Drew Lock	Jr	Lee's Summit, MO
5	Taylor Powell	Fr	Fayetteville, AR
9	Hayden Rymer	RFr	Windermere, FL
19	Jack Lowary	So	Huntington Beach, CA

**RUNNING BACKS**

4	Isaiah Miller	Fr	Baldwin, FL
16	Damarea Crockett	So	Little Rock, AR
21	Ish Witter	Sr	Tampa, FL
22	Dawson Downing	RFr	Mission, KS
29	Nate Strong	Jr	East St. Louis, IL
34	Larry Rountree III	Fr	Raleigh, NC
43	Jerney Jones	RFr	Republic, MO
45	Ezra Vaoifi	Fr	Independence, MO

**WIDE RECEIVERS**

6	J'Mon Moore	Sr	Missouri City, TX
7	Nate Brown	Jr	Suwanee, GA
8	Justin Smith	So	Dublin, GA
9	Dimetrios Mason	So	Loganville, GA
12	Johnathon Johnson	So	Memphis, TN
14	Ray Wingo	Jr	St. Louis, MO
17	Richaud Floyd	So	Gulfport, MS
18	Dominic Collins	Sr	Lake Forest, CA
24	Cameren Rivers	Sr	St. Louis, MO
28	Steven Spadarotto	Jr	Santa Maria, CA
30	Barrett Banister	Fr	Fayetteville, AR
36	Daniel Ellinger	RFr	Jefferson City, MO
80	Carson McCarty	Fr	Columbia, MO
82	Kentrell Barber	Fr	Atlanta, GA
84	Emanuel Hall	Jr	Franklin, TN

**TIGHT ENDS**

10	Jason Reese	Sr	Eules, TX
11	Kendall Blanton	Jr	Blue Springs, MO
81	A. Okwuegbunam	RFr	Springfield, IL
85	Adam Bax	RFr	Jefferson City, MO
88	Logan Christopherson	Fr	Lemont, IL
89	Brendan Scales	RFr	Wildwood, MO

**OFFENSIVE LINEMEN**

50	Hyrin Morrison-White	Fr	DeSoto, TX
55	Trystan Castillo	RFr	Webb City, MO
56	Samson Bailey	Jr	Lamar, MO
57	Alec Abeln	Sr	St. Louis, MO
59	Case Cook	Fr	Carrollton, GA
62	Thomas Grossman	So	St. Louis, MO
66	Adam Ploudre	Sr	Ballwin, MO
67	Jonah Dubinski	So	Columbia, MO
69	Al Harris	So	Stilwell, KS
70	Yasir Durant	So	Philadelphia, PA
71	Kevin Pendleton	Jr	Lee's Summit, MO
72	Kyle Mitchell	Sr	Fair Oaks, CA
75	Tre'Vour Simms	So	East St. Louis, IL
76	Tyler Howell	Sr	Bonner Springs, KS
77	Paul Adams	Jr	Nashville, TN
78	Pompey Coleman	Fr	Indianapolis, IN
79	Larry Borom	Fr	Bloomfield Hills, MI

**DEFENSIVE LINEMEN**

5	Terry Beckner Jr	Jr	East St. Louis, IL
12	Rashad Brandon	Jr	Jersey City, NJ
16	Marcell Frazier	Sr	Portland, OR
20	Myles Eaddy	RFr	Plantation, FL
29	Nate Anderson	Jr	Roswell, NM

39	Chris Turner	Fr	Hammond, LA
45	Franklin Agbasimere	So	Lagos, Nigeria
55	Jordan Harold	Sr	St. Louis, MO
61	Adam Roland	Jr	St. Louis, MO
72	Caleb Sampson	Fr	Covington, LA
78	Kobie Whiteside	Fr	Houston, TX
88	Chris Williams	So	Columbia, MO
90	Markell Utsey	So	Little Rock, AR
92	Macaulay Keevins	RFr	Columbia, MO
93	Tre Williams	RFr	Columbia, MO
94	Tyrell Jacobs	So	Kenner, LA
95	Jordan Elliott	So	Missouri City, TX
96	A.J. Logan	Sr	Columbia, MO
97	Akial Byers	Fr	Fayetteville, AR
99	Walter Palmore	Jr	Columbus, GA

**LINEBACKERS**

2	TJ Warren	So	Conyers, GA
4	Brandon Lee	Jr	Indianapolis, IN
6	Tavon Ross	Jr	Cochran, GA
15	Grant Jones	Jr	Columbia, MO
24	Terez Hall	Jr	Lithonia, GA
25	Jamal Brooks	Fr	Bessemer, AL
34	Joey Burkett	Sr	Jefferson City, MO
38	Eric Beisel	Sr	Fenton, MO
40	Aubrey Miller Jr.	Fr	Memphis, TN
41	Chance May	Fr	Kansas City, MO
46	Jacob Trump	Jr	Kahoka, MO
47	Cale Garrett	So	Kearney, MO
48	Roderick Winters	Jr	Arlington, TX
49	Alec Pierce	Fr	Visalia, CA
52	Jaran Parker	Fr	Houston, TX
53	Joe Hoy	So	Wauconda, IL
54	Joe Britton	Fr	Rogers, AR
58	Noah Robinson	Sr	Worcester, MA
91	George Jochens	So	St. Louis, MO

**DEFENSIVE BACKS**

1	Anthony Hines (S)	Sr	S. San Francisco, CA
3	Ronnell Perkins (S)	So	St. Louis, MO
7	Cam Hilton (S)	Jr	St. Louis, MO
8	Thomas Wilson (S)	Sr	Suwanee, GA
10	Tyree Gillespie (S)	Fr	Ocala, FL
11	Jordan Ulmer (S)	Fr	Belleville, MI
12	Dominic Nelson (S)	Jr	Florissant, MO
13	Carrington Huddleston	Fr	Glenwood, AL
14	Adam Sparks	Fr	Baton Rouge, LA
17	DeMarkus Acy	So	Dallas, TX
18	Joshuah Bledsoe (S)	Fr	Houston, TX
19	Terry Petry	Fr	Missouri City, TX
20	Kaleb Prewett (S)	Jr	Blue Springs, MO
21	Christian Holmes	So	Atlanta, GA
22	Anthony Sherrills	Sr	Kansas City, MO
28	Logan Cheadle	Sr	Lee's Summit, MO
30	Ryan Dalley (S)	So	Mundelein, IL
31	Finis Stribling IV	Jr	Thompson's Station, TN
32	Zion Sales	Fr	Southlake, TX
33	Jerod Alton	RFr	Kirkwood, MO

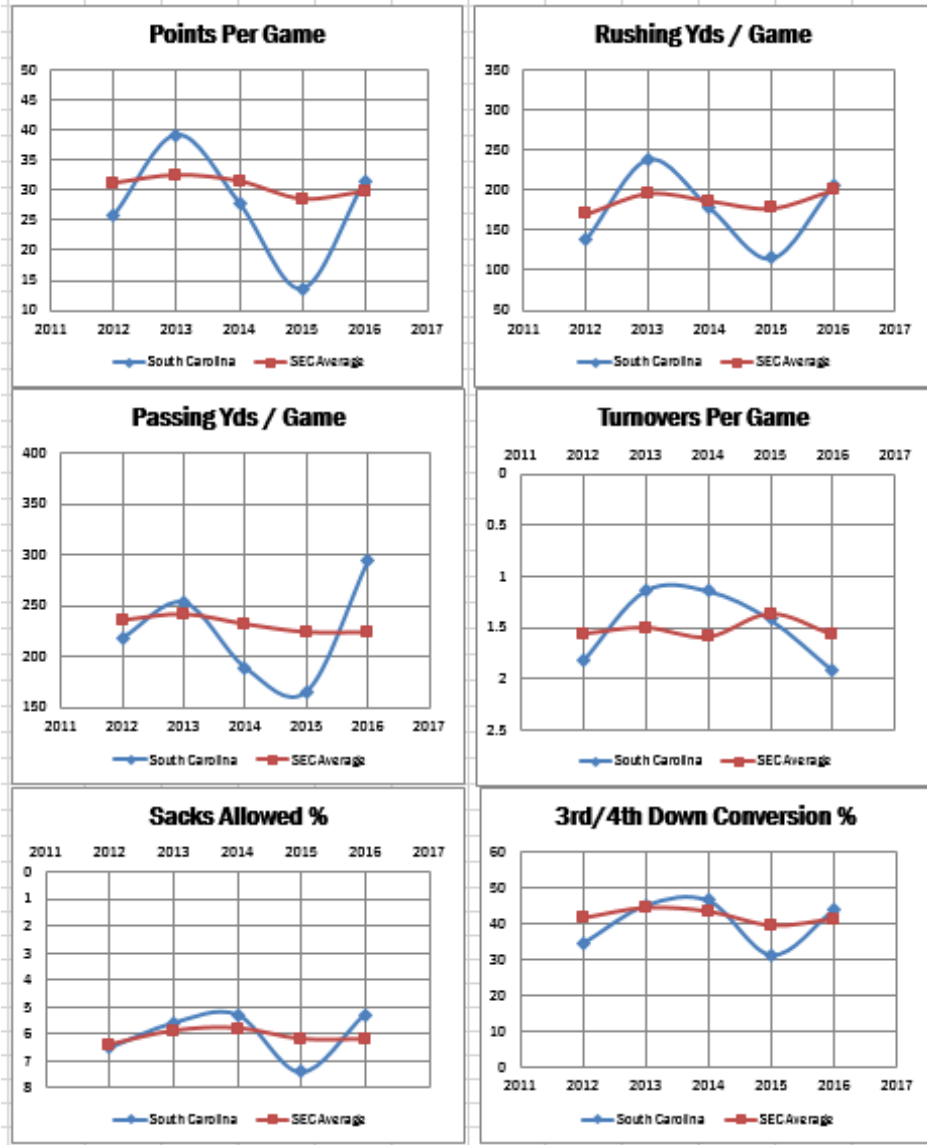
**KICKERS/PUNTERS**

19	Tucker McCann (K)	So	O'Fallon, IL
26	Corey Fatony (P)	Jr	Franklin, TN
90	Sean Koetting (K)	Fr	Columbia, MO
91	Dominic DiMaccio (K)	Fr	Powell, OH
92	Nick Bartolotta (K)	Sr	St. Louis, MO
93	Andrew Carr (K)	Jr	Cameron, MO

**LONG SNAPPERS**

51	Drew Wise	Fr	Lawrence, KS
81	Harley Whitehouse	So	St. Louis, MO

tigers offense



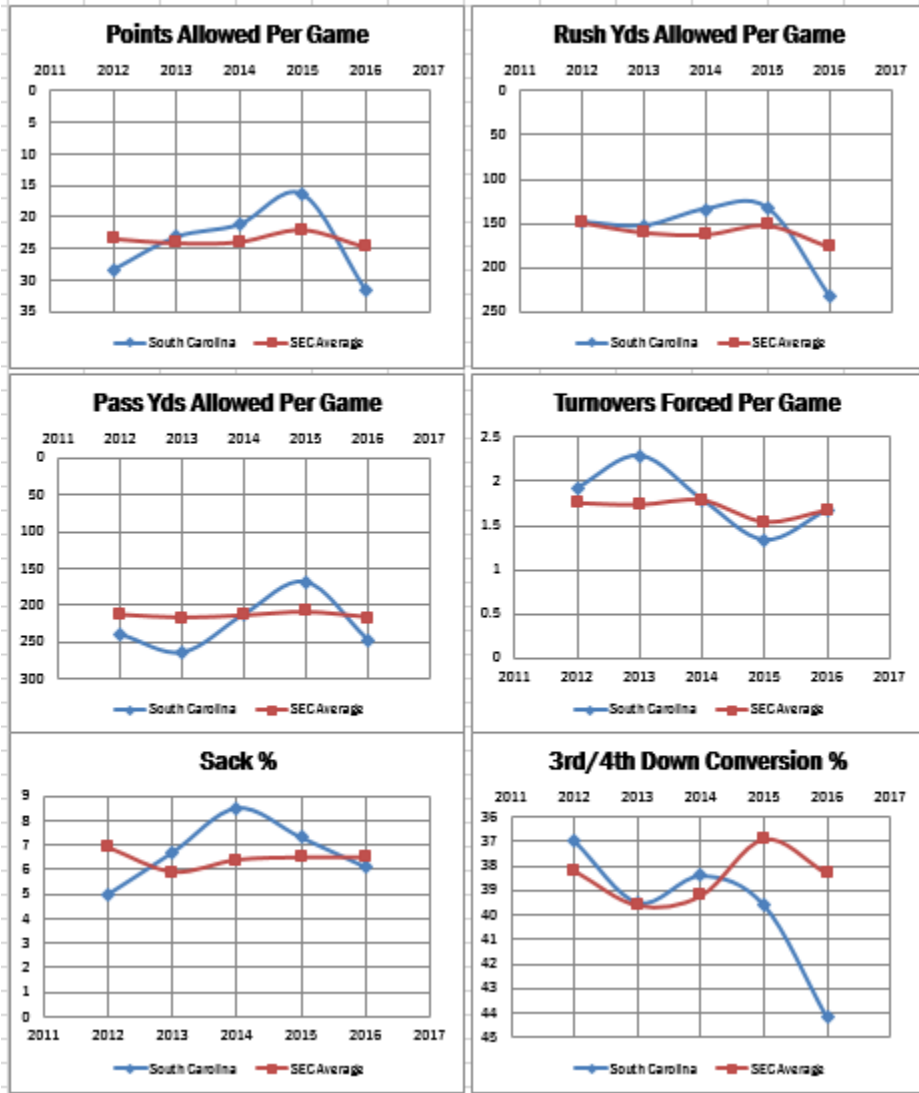
OFFENSE - 2017 GAME BY GAME

	1D	Rush Yds	Rush Avg	Run SR%	Run BP%	Pass Yds	YPA	Sack %	Pass SR%	Pass BP%	RZ SR%	RZ EFF	Score%	Punt%	T0%	3&0%	3/4DC
MO ST	28	259	4.5	69	2	262	8.7	6	56	22	68	86	58	17	8	17	65

**MISSOURI DEPTH CHART - OFFENSE**

Pos	Player	Ht	Wt	Yr	PASS / REC							RUSHING					PEN
					ATT	COM	SR	BP	CD	FC	SK	ATT	SR	BP	CD	TO%	
	<b>QUARTERBACK</b>																
3	Drew Lock	6-4	225	JR	34	62	59	67	63	5	3						
19	Jack Lowary	6-4	215	SO								1	0	0	0		
2	Micah Wilson	6-3	215	RFR													
	<b>RUNNING BACK</b>				TR%	COM	SR	BP	CD	FC		ATT	SR	BP	CD		
16	Damarea Crockett	5-11	225	SO								18	83	22	100		
21	Ish Witter	5-10	195	SR								8	63	13	---		
33	Larry Rountree	5-11	210	FR								11	73	0	50		
	<b>WIDE RECEIVER</b>				TR%	COM	SR	BP	CD	FC		ATT	SR	BP	CD	TO%	PEN
6	J'Mon Moore	6-3	205	SR	16	80	80	100	0	0							1
18	Dominic Collins	6-2	185	SR	6	100	100	50	100	0							
	<b>WIDE RECEIVER</b>				TR%	COM	SR	BP	CD	FC		ATT	SR	BP	CD	TO%	PEN
9	Dimetrios Mason	6-0	185	SO	13	25	25	0	0	0		1	100	100	---		
84	Emanuel Hall	6-3	200	JR	13	50	50	100	50	0							
	<b>WIDE RECEIVER</b>				TR%	COM	SR	BP	CD	FC		ATT	SR	BP	CD	TO%	PEN
12	Johnathan Johnson	5-10	185	SO	19	83	67	40	---	20							
17	Richaud Floyd	5-11	190	SO	13	50	50	50	---	0							
	<b>TIGHT END</b>				TR%	COM	SR	BP	CD	FC		ATT	SR	BP	CD	TO%	PEN
10	Jason Reese	6-5	250	SR	9	33	33	0	100	0							
81	Alb. Okwuegbunam	6-5	260	RFR	6	100	100	100	0	0							
11	Kendall Blanton	6-6	260	JR	6	100	100	100	100	0							
	<b>LEFT TACKLE</b>				HLD	FS	CUT										
76	Tyler Howell	6-8	330	SR													
70	Yasir Durant	6-7	340	SO													
	<b>LEFT GUARD</b>				HLD	FS	CUT										
71	Kevin Pendleton	6-4	330	JR													
68	Adam Ploudre	6-4	315	SR													
	<b>CENTER</b>				HLD	FS	CUT										
55	Trystan Castillo	6-4	315	RFR													
67	Jonah Dubinski	6-2	295	SO													
	<b>RIGHT GUARD</b>				HLD	FS	CUT										
75	Tre'Vour Simms	6-5	340	SO													
69	A.J. Harris	6-4	310	SO													
	<b>RIGHT TACKLE</b>				HLD	FS	CUT										
77	Paul Adams	6-6	315	JR													
56	Samson Bailey	6-4	295	JR													

**tigers defense**



**DEFENSE - 2017 GAME BY GAME**

	1D	Rush Yds	Rush Avg	Run SR%	Run BP%	Pass Yds	YPA	Sack %	Pass SR%	Pass BP%	RZ SR%	RZ EFF	Score%	Punt%	TO%	3&0%	3/4DC
<b>MOST</b>	10	62	2.2	77	4	106	5.6	5	65	15	33	0	17	58	17	50	87

**MISSOURI DEPTH CHART - DEFENSE**

Pos	Player	Ht	Wt	Yr										
<b>DEFENSIVE END</b>					<b>IPL</b>	<b>CDPL</b>	<b>RZPL</b>	<b>TPL</b>	<b>TO</b>	<b>YPT</b>	<b>IR</b>	<b>PEN</b>		
55	Jordan Harold	6-2	255	SR	1	0	0	2	0	1.5	50			
29	Nate Anderson	6-0	265	JR	1	1	0	1	0	-6.0	100			
<b>DEFENSIVE TACKLE</b>														
5	Terry Beckner Jr.	6-4	305	JR	1	1	0	1	0	-14.0	100			
13	Rashad Brandon	6-3	300	JR	5	1	0	5	0	-2.2	100			
<b>NOSE TACKLE</b>														
90	Markell Utsey	6-4	305	SO										
99	Walter Palmore	6-4	320	JR	4	0	1	6	0	3.7	67			
78	Kobie Whiteside	6-1	300	FR	1	0	1	1	0	2.0	100			
<b>DEFENSIVE END</b>														
16	Marcell Frazier	6-5	265	SR	2	1	0	3	0	-0.7	67			
39	Chris Turner	6-4	250	FR										
<b>WEAK-SIDE LINEBACKER</b>														
24	Terez Hall	6-2	230	JR	4	1	0	7	0	2.7	57			
34	Joey Burkett	6-2	230	SR	2	0	1	3	0	12.3	67			
<b>MIDDLE LINEBACKER</b>														
47	Cale Garrett	6-3	225	SO	5	0	1	7	1	1.3	71			
38	Eric Beisel	6-3	245	SR										
<b>SAM LINEBACKER</b>														
20	Kaleb Prewett	6-1	210	JR	3	1	0	5	0	6.2	60			
4	Brandon Lee	6-2	225	JR	2	0	0	3	0	5.5	67			
<b>CORNERBACK</b>														
28	Logan Cheadle	5-10	185	SR	3	0	0	4	1	5.5	75			
14	Adam Sparks	6-0	175	FR	0	0	0	1	0	17.0	0			
1	Anthony Hines	6-1	200	SR										
<b>CORNERBACK</b>														
17	DeMarkus Acy	6-2	195	SO	3	0	0	5	1	6.0	60			
31	Finis Stribling IV	5-11	195	JR										
<b>FREE SAFETY</b>														
11	Jordan Ulmer	6-2	195	FR	2	0	0	7	0	6.5	29			1
10	Tyree Gillespie	6-0	215	FR										
<b>STRONG SAFETY</b>														
22	Anthony Sherrills	6-0	200	SR	0	0	0	2	0	36.0	0			1
3	Ronnell Perkins	6-0	200	SO										



tigers special teams

Pos	Player	Ht	Wt	Yr	FGA	FG%	AV+	AV-	XPA	XP%	KO	AVG	NET	TB%
<b>KICKER</b>					1	100	35	---	10	90	12	64	38	75
<b>19</b>	Tucker McCann	6-0	205	SO										
<b>PUNTER</b>					PU	AVG	NET	IN20%	50+%	BLK				
<b>26</b>	Corey Fatony	5-11	205	JR	2	50	38	0	0	0				
<b>LONG SNAPPER</b>														
<b>86</b>	James Workman	6-0	215	SO										
<b>51</b>	Drew Wise	6-2	235	FR										
<b>KICKOFF RETURNS</b>					KR	SHR	BE	LONG	AVG	TD				
<b>9</b>	Dimetrios Mason	6-0	185	SO	4	0	100	25						
<b>PUNT RETURNS</b>					PR	FC%	SHR	LONG	AVG	TD				
<b>12</b>	Johnathan Johnson	5-10	185	SO	1	50	0	100						

SPECIAL TEAMS COVERAGE LEADERS

#	PLAYER	KOTKL	KOSTF	PUTKL	PUSTF	FF	FR	BK	OSKR	PTS
<b>1</b>	Anthony Hines	1	0	0	0	0	0	0	0	1.0
<b>33</b>	Larry Rountree	0	0	1	0	0	0	0	0	1.0

**SCHEDULE**

DATE	OPPONENT	LAST 5 YEARS					
		2016	2015	2014	2013	2012	AM
9/2	Missouri State						
9/9	South Carolina	-10	+14	+1	-3	-21	-4
9/16	Purdue						
9/23	Auburn				-16		-16
10/7	@ Kentucky	-14	-8	+10	+31	+23	+8
10/14	@ Georgia	-1	-3	-34	+15	-21	-9
10/21	Idaho						
10/28	@ Connecticut		+3				+3
11/4	Florida	-26	-18	+29	+19	-7	-1
11/11	Tennessee	-26	-11	+8	+28	+3	0
11/18	@ Vanderbilt	+9	-7	+10	+23	-4	+6
11/24	@ Arkansas	+4	-25	+7			-5

**RESULTS LAST FIVE YEARS**

Year	W	L	Conf	W	L	Bowl
2016	4	8	SEC	2	6	
2015	5	7	SEC	1	7	
2014	11	3	SEC	7	2	Vs Minnesota (W)
2013	12	2	SEC	7	2	Vs Oklahoma State (W)
2012	5	7	SEC	2	6	
TOT	37	27		19	23	

**COACHES**

<b>Austyn Carta-Samuels</b>	<b>Recr. Coordinator</b>	<b>Vanderbilt (QB)</b>
MO (16)		
<b>DeMontie Cross</b>	<b>Def. Coordinator / ILB</b>	<b>Missouri (S)</b>
S.HOUSTON ST (00), IA ST (01-05), NFL (06-10), WI (11), KS (12), TCU (13-15), MO (16)		
<b>Glen Elerbee</b>	<b>Offensive Line</b>	<b>Mid. Tenn. St (OL)</b>
MID TN ST (03-05, 12), E CEN CC (06), LSU (07), OK ST (08-09), W GA (10-11), HOU (13), AR ST (14-15), MO (16)		
<b>Joe Jon Finley</b>	<b>Tight Ends</b>	<b>Oklahoma (TE)</b>
OK (12-13), BAY (15), MO (16)		
<b>Cornell Ford</b>	<b>Running Backs</b>	<b>Toledo</b>
TOL (91-92, 96-00), MARIETTA COL (93-95), MO (01-16)		
<b>Brick Haley</b>	<b>Defensive Line</b>	<b>Alabama A&amp;M (LB)</b>
AR (90), AUS PEAY (91-93), TROY (94-96), HOU (97), CLEM (98), BAY (99-01), GA TC (02-03), MS ST (04-06), NFL (07-08), LSU (09-14), TX (15-16)		
<b>Josh Heupel</b>	<b>Off. Coordinator / QB</b>	<b>Oklahoma (QB)</b>
OK (04, 06-14), AZ (05), UT ST (15), MO (16)		
<b>Andy Hill</b>	<b>Wide Receivers</b>	<b>Missouri (WR)</b>
SMU (92), HUTCH CC (92-95), MO (96-16)		
<b>Barry Odom</b>	<b>Head Coach</b>	<b>Missouri (LB)</b>
MO (03-16)		
<b>Brian Odom</b>	<b>Outside Linebackers</b>	<b>SE Oklahoma (RB)</b>
AZ (05-11), HOU (12-14), WA ST (15-16)		
<b>Ryan Walters</b>	<b>Co-Def Coord / Safeties</b>	<b>Colorado (S)</b>
CO (09), AZ (10-11), OK (12), N TX (13), MEM (14), MO (15-16)		

**2016 STAT LEADERS**

**RUSHING**

D.CROCKETT	153	1062	6.9	10
I.WITTER	162	750	4.6	6
M.ZANDERS	35	198	5.7	2

**PASSING**

PLAYER	ATT	%	TD	I%	YPA
D.LOCK	434	54.6	23	2.3	7.83
M.ZANDERS	12	83.3	1	0.0	9.50

**RECEIVING**

J.MOORE	62	1012	16.3	8
D.MASON	47	587	12.5	3
J.JOHNSON	24	435	18.1	2
S.CULKIN	24	282	11.8	0

**PUNT RETURNS**

J.JOHNSON	14	14.0	1
C.BLACK	12	8.1	0

**KICKOFF RETURNS**

A.ROSS	24	21.2	0
J.JOHNSON	10	17.1	0

**KICKING**

PLAYER	FGA	FG%	XPA	XP%	PTS
T.McCANN	12	50	43	91	57

**PUNTING**

PLAYER	PU	AVG	TB%	I20%	50+%
C.FATONY	66	43.9	9.1	37.9	25.8

**KICKOFFS**

PLAYER	KO	AVG	TB%	OOB%
T.McCANN	64	63.4	65.6	0.0

**DEFENSE**

PLAYER	TKL	TFL	SK	PBU	TO
D.NEWSOM	73	5.5	3.0	4	1
C.HARRIS	61	12.0	8.0	2	3
T.WILSON	58	1.5	0.0	2	1
A.SHERRILLS	53	1.0	0.0	1	1
M.SCHERER	53	3.5	0.5	2	1
C.HILTON	49	2.5	1.0	6	1
C.GARRETT	47	6.0	0.0	2	1
E.BEISEL	44	6.0	0.0	2	0
R.PERKINS	43	3.5	0.0	3	0
A.PENTON	43	0.5	0.0	12	5
J.BURKETT	40	1.0	0.0	0	2
B.LEE	37	4.0	2.0	1	2
M.FRAZIER	34	9.5	8.5	2	3

tigers recruiting (from Rivals.com)

Year	2017 (Rank: 48)	2016 (Rank: 47)	2015 (Rank: 27)	2014 (Rank: 34)	2013 (Rank: 41)
HC	Barry Odom	Barry Odom	Gary Pinkel	Gary Pinkel	Gary Pinkel
RC					
5					
4			TERRY BECKNER, DT		
6.0					
4				Andy Bauer, OL	
5.9					
4	DaRon Davis, ATH	<u>DAMER. CROCKETT, RB</u> NATE STRONG, RB TRE WILLIAMS, DE	Chase Abbington, RB Marquise Doherty, RB AJ Harris, OL <u>DREW LOCK, QB</u>	NATE BROWN, WR	Chase Abbington, ATH
5.8					
3	AKIAL BYERS, DT CASE COOK, OL TERRY PETRY, DB HYRIN WHITE, OL	Harry Ballard, WR A.OKWUEGBUNAM, TE Brendan Scales, TE Greg Taylor, DB	<u>TEREZ HALL, LB</u>	BRANDON LEE, LB GREG TAYLOR, DB Trevon Walters, RB THOMAS WILSON, ATH RAYMOND WINGO, DB	Josh Augusta, DT Trent Hosick, QB Marcus Loud, DE <u>J'MON MOORE, WR</u> Eddie Printz, QB Antar Thompson, DT
5.7					
3	NATE ANDERSON, DE POMPEY COLEMAN, OL AUBREY MILLER, LB WALTER PALMORE, DL TAYLOR POWELL, QB LARRY ROUNTREE, RB	<u>TRYSTAN CASTILLO, OL</u> <u>CALE GARRETT, LB</u>	<u>MARCELL FRAZIER, DE</u> CAM HILTON, ATH ANTHONY HINES, DB Nate Howard, DE <u>TYLER HOWELL, OL</u> Josh Moore, TE RONNELL PERKINS, WR Ryan Williams, RB	<u>PAUL ADAMS, OL</u> DeSean Blair, WR <u>LOGAN CHEADLE, DB</u> Lawrence Lee, WR	ERIC BEISEL, LB JOEY BURKETT, LB Harneet Gill, OL Clay Rhodes, OL <u>ANTH. SHERRILLS, ATH</u>
5.6					
3	JOSHUAH BLEDSOE, S JAMAL BROOKS, LB RASHAD BRANDON, DT CHRISTOPHERSON, TE YASIR DURANT, OL ISAIAH MILLER, RB ADAM SPARKS, DB <u>JORDAN ULMER, DB</u> Malik Young, DT	<u>DeMARKUS ACY, DB</u> JEROD ALTON, ATH Dominic Collins, WR Darvis Holmes, OL TUCKER McCANN, K KYLE MITCHELL, OL <u>TRE'VOUR SIMMS, OL</u> MICAH WILSON, QB	Franklin Agbasimere, LB Malik Cuellar, OL <u>COREY FATONY, K</u> RICHAUD FLOYD, WR EMANUEL HALL, WR TYRELL JACOBS, DE <u>JOHNAT. JOHNSON, WR</u> JUSTIN SMITH, WR TJ WARREN, DB	Kenya Dennis, DB Grant Jones, OL Rocel McWilliams, DE <u>KEVIN PENDLETON, OL</u> Thomas Richard, WR TAVON ROSS, ATH Spencer Williams, DE ISH WITTER, RB Marvin Zanders, QB	ALEC ABELN, OL Nate Crawford, DE A.J. Logan, DT Aarion Penton, DB <u>JASON REESE, TE</u> Shaun Rupert, DB Duron Singleton, DB
5.5					
2	LARRY BOROM, OL O'Shae Clark, WR Tyree Gillespie, DB Caleb Sampson, DT CHRIS TURNER, DE	Trey Baldwin, LB Christian Holmes, WR JACK LOWARY, QB <u>DIMETRIOS MASON, WR</u>		Sam Bailey, OL KENDALL BLANTON, TE Walter Brady, DE Michael Fairchild, OL FINIS STRIBLING, DB D.Green-Beckham, WR Keyon Dilosa, ATH Roderick Winters, LB	
5.4					
2	KOBIE WHITESIDE, DT	<u>MARKELL UTSEY, DT</u>	Tanner Owen, OL		
5.3					
2					Charles Harris, DE DeQuinton Osborne, DE
5.2					
NR					

## **STAT GLOSSARY**

**3&O%** - percentage of drives that were 3 plays and a punt

**3/4DC** - conversion rate on third and fourth downs

**Avg+** - average # of yards of made field goals

**Avg-** - average # of yards of missed field goals

**BE%** - breakeven %. Percentage of kickoff returns that came out to at least the offense's 25-yard line (where it would start if it was a touchback)

**BK** - blocked kicks

**CD (Pass)** - conversion rate on third and fourth downs

**CDPL** - # of defensive impact plays made on conversion downs (3<sup>rd</sup>/4<sup>th</sup>)

**FC (Pass)** - failed completion rate - passes that were completed but not success plays

**FC%** - percent of punt return opportunities (returns + fair catches) that were fair caught

**FG%** - percentage of field goal attempts made

**FS** - # of false start penalties

**HLD** - # of holding penalties

**IPL (Defense)** - impact plays - count of plays made on defense (tackles, pass breakups, etc) on plays were unsuccessful (see Success Rate) for the offense

**Kick Score** - averages yards of all kicks, using field goal made length + (60 - field goal missed length) + 20 yards for make extra points and 40 yards for extra points missed (unless a penalty made the extra point longer, then that yardage is used)

**KOAVG** - average kickoff yards

**KONET** - average net kickoff yards (length of kickoff - start yardline following kickoff)

**Long%** - percentage of kickoff returns that went 30 yards or more or punt returns that went longer than 10 yards

**Pass SR%** - Success rate on passing plays

**Pass BP%** - percentage of passing plays 16 yards or longer

**Punt %** - percentage of drives that ended in a punt

**Run BP%** - percentage of running plays 12 yards or longer

**Run SR%** - Success rate on running plays

**RZPL** - # of defensive impact plays made in the red zone

**RZ SR%** - Success on play in the red zone

**Score%** - percentage of drives that resulted in a touchdown or field goal

**SFF** - fumbles forced on kickoff or punt returns

**Short%** - % of kickoff returns that were fifteen yards or less or punt returns that were less than five yards

**SFR** - fumbles recovered on kickoffs or punt returns

**SK%** - percentage of pass plays resulting a sack

**STF** - tackles made on a kickoff return that were 12 yards or less or on punt returns less than 4 yards

**Success Rate** - a play is a success if you gain 40% of the yards necessary for a first down on 1<sup>st</sup> down, 60% on second or 100% on 3<sup>rd</sup> or 4<sup>th</sup> down

**TB%** - percentage of kickoffs resulting in touchbacks

**TO%** - percentage of drives that ended in a turnover

**TKL** - Tackles made on kickoff returns or punt returns

**TPL** - # of defensive plays made regardless of offensive success

**USC** - # of unsportsmanlike conduct penalties

**XP%** - percentage of extra point attempts that are made

**YDS/TKL** - average # of yards made on plays where this player made the tackle (solo or assisted)

**YPA** - Yards per pass attempt